



# Artisan Scientific

QUALITY INSTRUMENTATION ... GUARANTEED

## Looking for more information?

Visit us on the web at <http://www.artisan-scientific.com> for more information:

- Price Quotations
- Drivers
- Technical Specifications, Manuals and Documentation

## Artisan Scientific is Your Source for Quality New and Certified-Used/Pre-owned Equipment

- Tens of Thousands of In-Stock Items
- Hundreds of Manufacturers Supported
- Fast Shipping and Delivery
- Leasing / Monthly Rentals
- Equipment Demos
- Consignment

### Service Center Repairs

Experienced Engineers and Technicians on staff in our State-of-the-art Full-Service In-House Service Center Facility

### InstraView™ Remote Inspection

Remotely inspect equipment before purchasing with our Innovative InstraView™ website at <http://www.instraview.com>

### We buy used equipment! We also offer credit for Buy-Backs and Trade-Ins

Sell your excess, underutilized, and idle used equipment. Contact one of our Customer Service Representatives today!

Talk to a live person: 888-88-SOURCE (888-887-6872) | Contact us by email: [sales@artisan-scientific.com](mailto:sales@artisan-scientific.com) | Visit our website: <http://www.artisan-scientific.com>

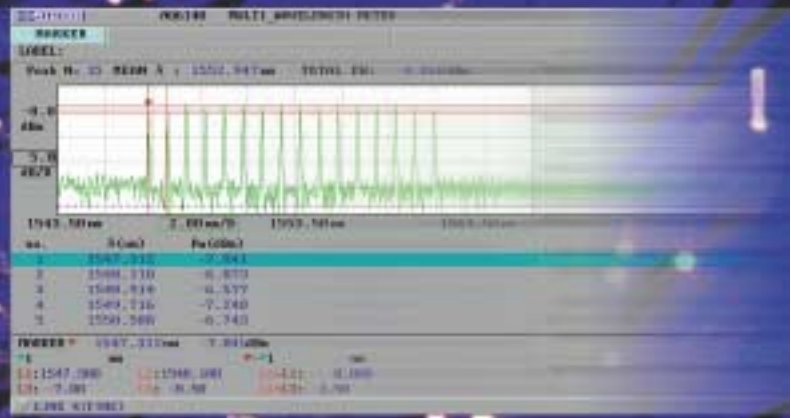
# Multi-Wavelength Meter AQ6140

Ideal for Wavelength Analysis in D-WDM Systems



GP-IB

# Ideal for Wavelength Analysis in D-WDM Systems



## General

Practical application in recent years of Wavelength Division Multiplexing (WDM) transmission technology for high-volume optical communication has led to the current situation in which we're on the verge of producing 50 GHz-wavelength systems. Accordingly, demand for a higher-specification wavelength parameter tester is increasing. Such a tester can go a long way toward improving evaluation of transmission systems and optical devices. The AQ6140 Multi-Wavelength Meter, providing excellent wavelength accuracy and resolvable separation in measurement, surpasses this demand, making it ideal for all applications from D-WDM system development to manufacturing.

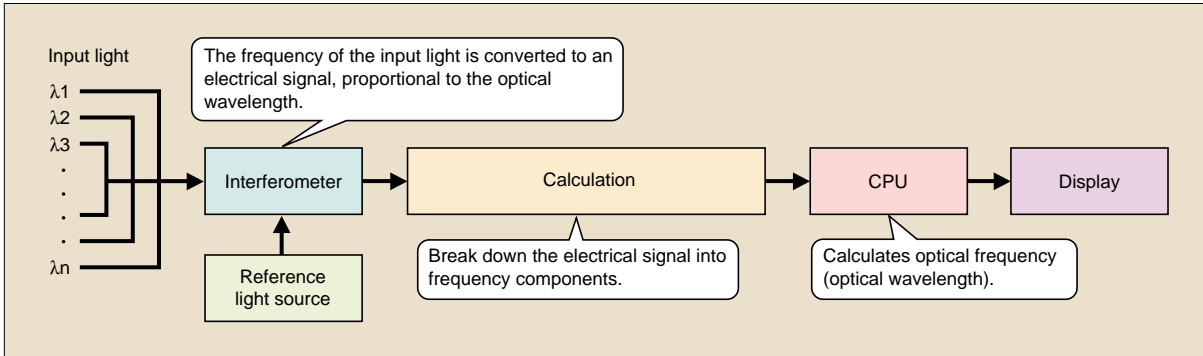
## Features

- **Highly accurate wavelength measurement**  
Realizes high accuracy measurement of  $\pm 0.003$  nm. (at 1310 nm, 1550 nm)
- **High resolvable separation**  
Minimum resolvable separation: 10 GHz or less (1550 nm: 80 pm)

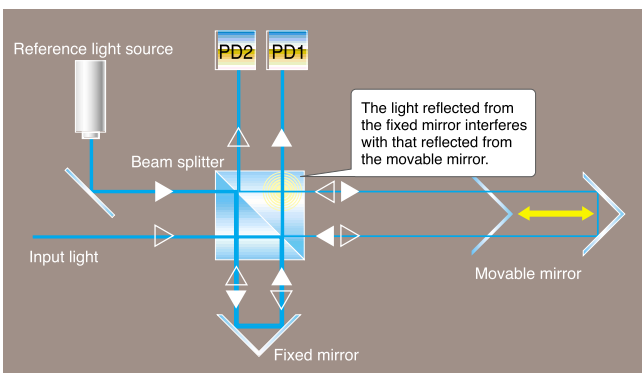
- **Capable of measurement for up to 256 channels**  
Wavelength and power measurement for up to 256 channels
- **Simple operation**  
Three-step (maximum) operation saves you from complicated operation.
- **Enlarge display of peak list**  
Can display enlarged data of one channel in the area normally displaying data of 5 channels.
- **Drift measurement**  
Refers to measuring the time-passage changes wavelength and power. (up to 256 channels)
- **Grid monitoring function**  
Useful function for checking wavelength shift of each grid
- **Complete functions for monitoring WDM light source**  
Complete functions for stability analysis of light source such as 3D display of variable rate, time displacement display, variable rate trap function, etc.
- **Complete memory functions**  
Can record measurement data and measurement conditions in floppy disk and internal memory.
- **Large-size (6.5-inch) color display**  
Can check waveform data and peak wavelength at a time by displaying waveforms and measurement data simultaneously.

## Principle of Measurement

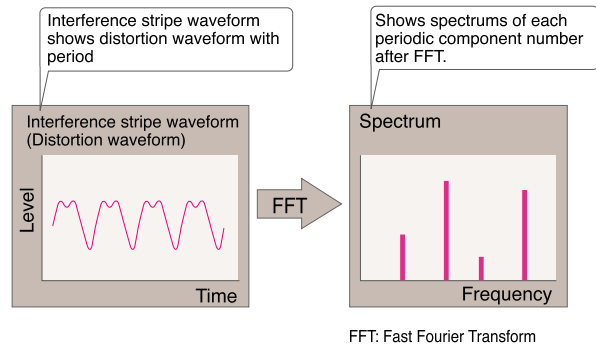
### Basic Configuration



### Interferometer



\*The above diagram shows a Michelson interferometer.



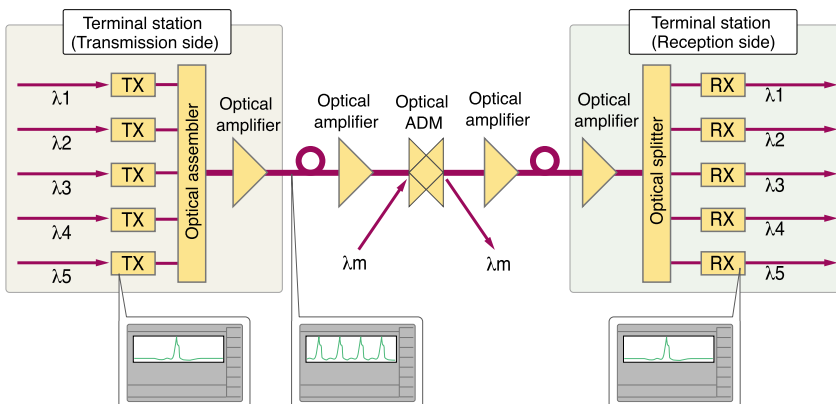
### Conversion to Optical Frequency (wavelength)

$$\text{Flot-in} = \frac{\text{Fint-in}}{\text{Fint-ref}} \times \text{optical Flot-ref}$$

$$\lambda_{\text{opt-in}} = \frac{c}{\text{Flot-in}}$$

- Flot-in: optical frequency of input light
- Fint-in: frequency of input light interference wave
- Fint-ref: frequency of reference light interference wave
- Optical Flot-ref: frequency of reference light
- $\lambda_{\text{opt-in}}$ : optical wavelength of input light
- c: speed of light

## WDM Transmission Concept



# Applications

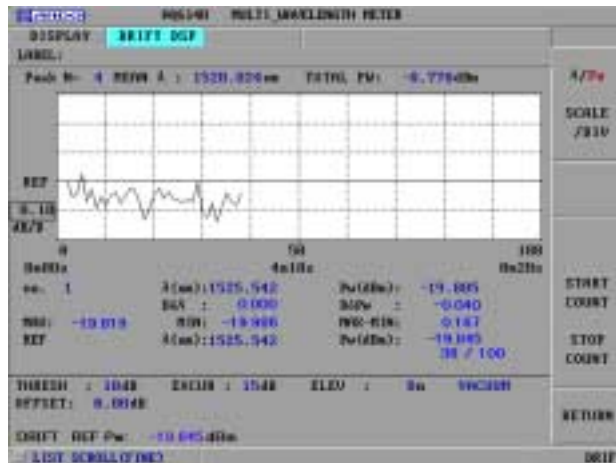
## Characteristic evaluation of light source for WDM

Measures both wavelength and power up to 256 channels, and displays waveform and measurement result at a time. Capable of checking if it's matched to advice of ITU-T and severe monitoring of grid. Also capable of displaying the list of peak wavelength and power.



## Long-term function

Displays changes of peak wavelength and power of one channel. Below waveforms, displays not only current measurement result but also maximum rate, minimum rate or balance of maximum rate and minimum rate.



## Grid monitoring function

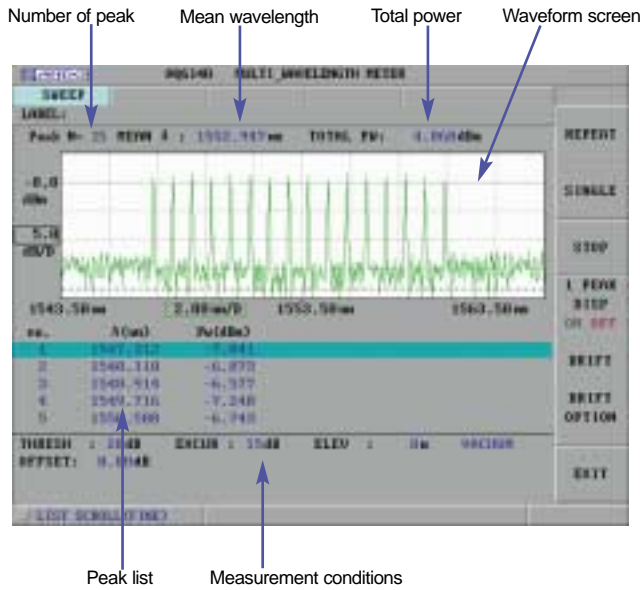
Analyzes peak wavelength of set grid. Searches peak wavelength, or analyzes wavelength gap and changes of power within the grid.



## Screen examples

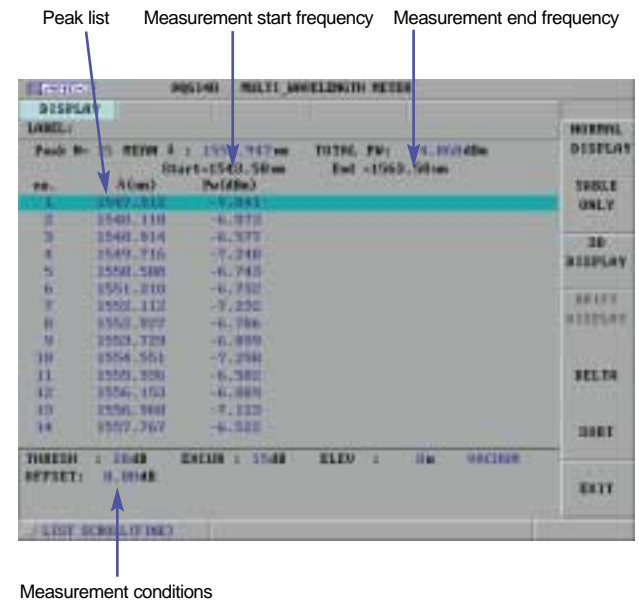
### Standard screen

The waveform and the peaks are display simultaneously on this standard screen. It is used to monitor WDM system temperature characteristics and evaluate laser oscillators.



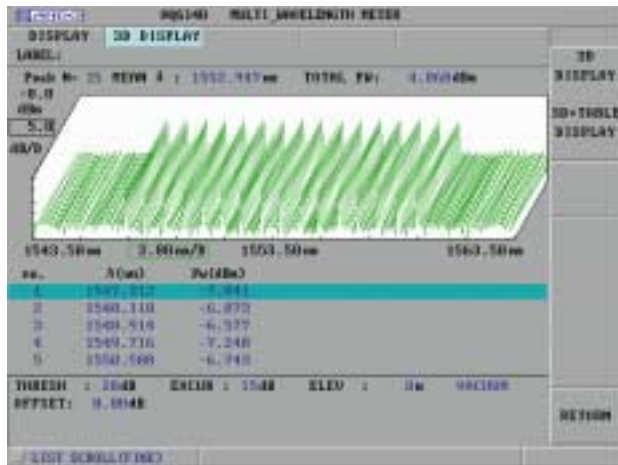
### List screen

This mode displays a list of the peak wavelengths, up to 14 at a time.



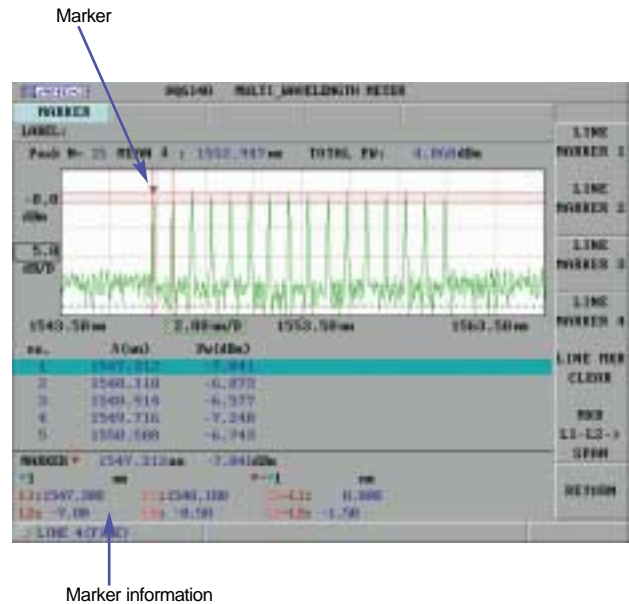
### 3D display screen

Displays 3D waveforms and peak lists at a time. It helps to check the change of measurement result by time.



### Marker screen

The marker function simplifies tasks such as analysis of wavelength and power level difference.



## Label input screen

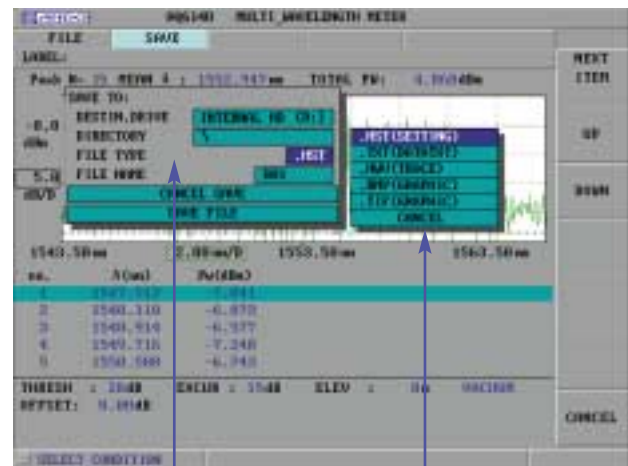
Label can be input up to 36 characters, so that file management can be easy.



## File screen

Measured waveform data can be saved in a variety of file formats.

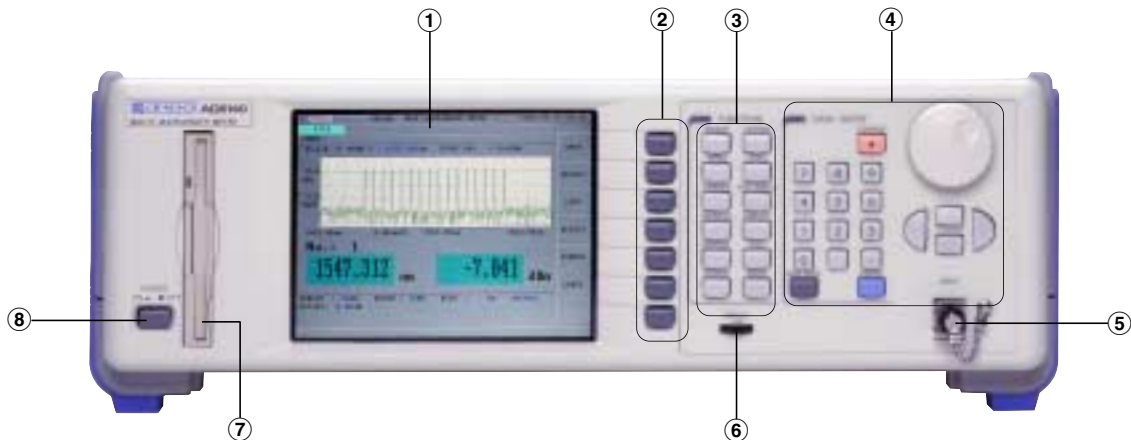
The file recall function makes it possible to make new measurement with the same measurement conditions as saved data, which is ideal for WDM system maintenance.



Saving setup

List of file formats

## Operation panel



**① 6.5-inch color LCD**

Displays measured waveforms, measurement conditions, measurement results, etc.

**② Soft key**

For selecting and proceeding functions corresponding to Function keys

**③ Function key (Switch for selecting main function)**

Selects from 12 functions

**④ Data entry key**

For inputting data through ten-key, rotary encoder, cursor key, etc.

**⑤ Optical input connector**

Connector for connecting measured optical fiber cable

**⑥ Brightness adjustment**

Adjust the brightness of LCD

**⑦ 3.5-inch floppy disk drive**

**⑧ Power switch**

# Specifications

Applicable fiber	SM	
Wavelength range	1270 to 1650 nm (182 to 236 THz)	
Wavelength accuracy <sup>1)</sup>	±2 ppm (1550 nm, 1310 nm: ±0.003 nm)	
Minimum resolvable separation <sup>2)</sup>	10 GHz or less (1550 nm: 80 pm, equal power line input)	
Power accuracy	±0.5 dB (1310/1550±30 nm, typ.)	
Level linearity	1270 to 1600 nm: ±0.3 dB (input: -30 dBm or more)	
Polarization depending loss <sup>2)</sup>	1270 to 1600 nm: ±0.5 dB 1600 to 1650 nm: 1.0 dB	
Maximum number of line input	256	
Minimum input level	1270 to 1600 nm: -40 dBm (1 line input) 1600 to 1650 nm: -30 dBm (1 line input)	
Maximum input level	+10 dBm (total of all lines)	
Safe max. input level	+18 dBm (total of all lines)	
Return loss	35 dB (PC)	
SN ratio	35 dB (typ.) (noise band width: 0.1 nm, input: -25 dBm or more, spacing ≥ 100 GHz)	
Measurement time <sup>3)</sup>	≤ 1.5 sec	
Display	6.5-inch color LCD (640 x 480 dots)	
Memory	Internal	Can memorize 10 measurement results and conditions
	Floppy disk (3.5-inch 2HD)	Can memorize measurement results and conditions
	Internal hard disk drive	9MB: can memorize measurement results and conditions
Interfaces	GP-IB	GP-IB (IEEE. 488.2)
	RS-232C	9-pin D-sub
	Printer port	25-pin D-sub (centronics)
	VGA monitor	15-pin D-sub
Optical connector <sup>4)</sup>	AQ9441 (FC) Universal Adapter	
Power requirements	AC 100 to 120/200 to 240 V, 50/60 Hz (47 to 63 Hz), 100 VA	
Environmental conditions	Operation temperature: 5 to 40 °C, storage temperature: -20 to +60 °C, humidity: 80 % RH or less (at 40 °C, no condensation)	
Dimensions and mass	Approx. 425 (W) x 132.5 (H) x 450 (D) mm, approx. 14 kg	
Accessories	Power cord: 1, Instruction manual: 1	

**Notes:**

1) After 30 minutes warming up, line spacing: 30 GHz or more, multiple-line input

2) Characteristics data may be varied depending on equipment.

3) In REPEAT measurement

4) FC: standard. Also compatible with SC, ST, DIN and DIA.

*Specifications are subject to change without notice.*

---

## **Ando Electric Co., Ltd.**

3-484, Tsukagoshi, Saiwai-ku, Kawasaki, Kanagawa, 212-8519 Japan Phone: +81 (0)44 549 7300 Fax: +81 (0)44 549 7450

---

## **Ando Corporation**

2021 N. Capitol Avenue, San Jose, CA 95132, U.S.A. Phone: +1 408 941 0100 Fax: +1 408 941 0103  
EAST OFFICE: 7617 Standish Place, Rockville, MD 20855, U.S.A. Phone: +1 301 294 3365 Fax: +1 301 294 3359

## **Ando Europe B.V.**

"Vijverdam", Dalsteindreef 57, 1112XC Diemen, The Netherlands Phone: +31(0)20 698 1441 Fax: +31(0)20 699 8938  
NIEDERLASSUNG DEUTSCHLAND: Nymphenburger Straße 119 B, D-80636 München, Germany Phone: +49(0)89 143 8150 Fax: +49(0)89 143 81555

## **Ando Electric Singapore Pte. Ltd.**

19 Kim Keat Road #05-03, Jumbo Industrial Building, Singapore 328804 Phone: +65 251 1391 Fax: +65 251 1987

Please visit our website for more information: **[www.ando.com](http://www.ando.com)**

KT-1844-2 0011 KL250  
Printed in Japan



# Artisan Scientific

QUALITY INSTRUMENTATION ... GUARANTEED

## Looking for more information?

Visit us on the web at <http://www.artisan-scientific.com> for more information:

- Price Quotations
- Drivers
- Technical Specifications, Manuals and Documentation

## Artisan Scientific is Your Source for Quality New and Certified-Used/Pre-owned Equipment

- Tens of Thousands of In-Stock Items
- Hundreds of Manufacturers Supported
- Fast Shipping and Delivery
- Leasing / Monthly Rentals
- Equipment Demos
- Consignment

### Service Center Repairs

Experienced Engineers and Technicians on staff in our State-of-the-art Full-Service In-House Service Center Facility

### InstraView™ Remote Inspection

Remotely inspect equipment before purchasing with our Innovative InstraView™ website at <http://www.instraview.com>

### We buy used equipment! We also offer credit for Buy-Backs and Trade-Ins

Sell your excess, underutilized, and idle used equipment. Contact one of our Customer Service Representatives today!

Talk to a live person: 888-88-SOURCE (888-887-6872) | Contact us by email: [sales@artisan-scientific.com](mailto:sales@artisan-scientific.com) | Visit our website: <http://www.artisan-scientific.com>